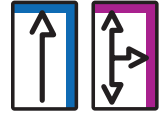




FIXED PIER, LONG
U5546

COMPATIBILITY



FINISH

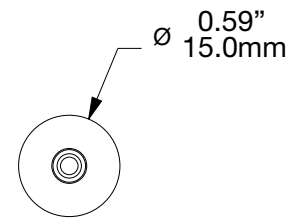
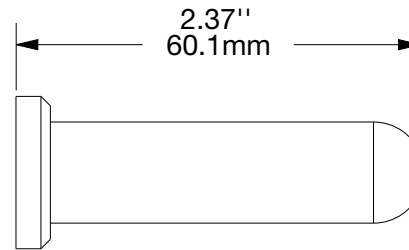
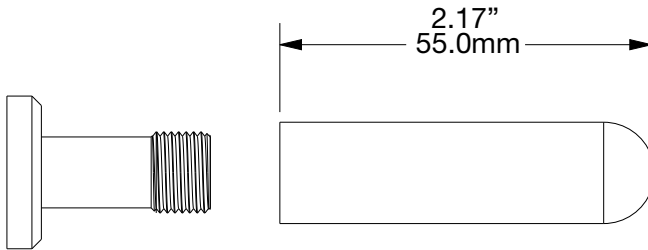

Anodized: Silver, Black
(over machined aluminum)

INCLUDES

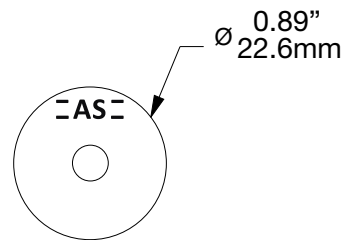
Long (lower) Pier and mounting hardware.
(#6 x 2 in. wood screw, #6 x 1 1/4 in. sheet metal screw and TripleGrip™ anchor)

NOTE

The Fixed Pier, Long is rated for 150 lbs. when installed by fastening into structural wood with the appropriate fastener and the fastener is engaged 1" or more into lumber. However, the weight capacity of an individual pier/steel cable combination may be as low as 10 lbs., or less (static load), depending on the mounting hardware and installation technique. Actual capacity is dependent upon the installation. It is the responsibility of the installer to select the correct fastener for a particular installation.



(Top view)



(Mounting surface)

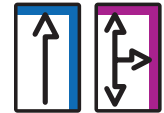
ASHanging.com
866.935.6949



**FIXED PIER, LONG,
W/ MOUNTING
PLATE ROUND**

U5547

COMPATIBILITY



FINISH

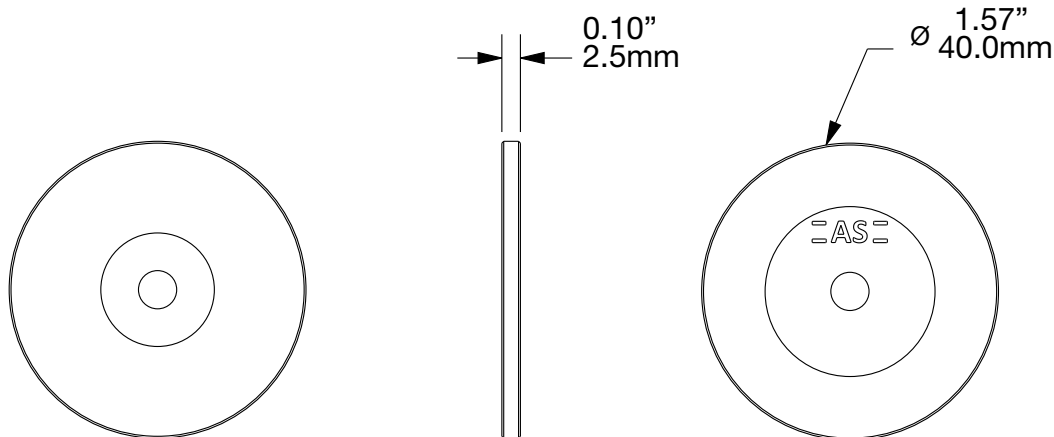
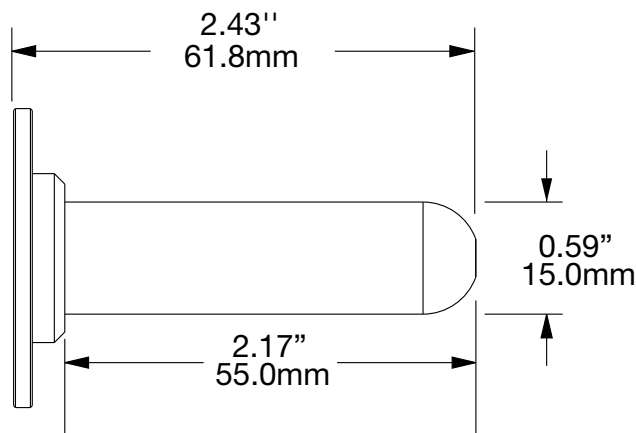

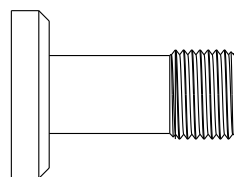
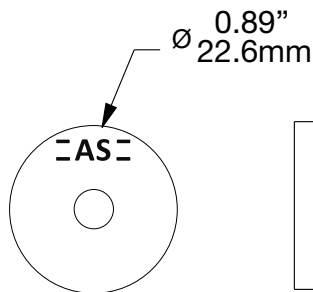
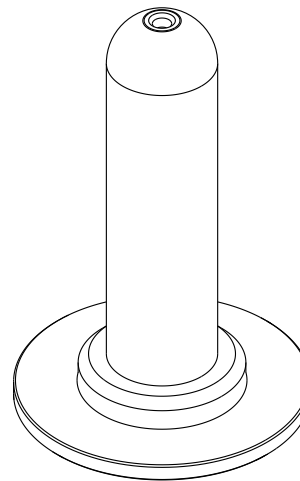
Anodized: Silver, Black
(over machined aluminum)

INCLUDES

Long (lower) Pier, Mounting Plate Round, and mounting hardware. (#6 x 2 in. wood screw, #6 x 1¼ in. sheet metal screw, Triple-Grip™ anchor, Spring Toggle Bolt).

NOTE

The Fixed Pier, Long is rated for 150 lbs. when installed by fastening into structural wood with the appropriate fastener and the fastener is engaged 1" or more into lumber. However, the weight capacity of an individual pier/steel cable combination may be as low as 10 lbs., or less (static load), depending on the mounting hardware and installation technique. Actual capacity is dependent upon the installation. It is the responsibility of the installer to select the correct fastener for a particular installation.



(Mounting surface)

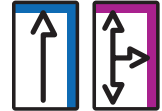
ASHanging.com
866.935.6949



FIXED PIER, LONG, W/ MOUNTING PLATE HALF MOON

U5548

COMPATIBILITY



FINISH

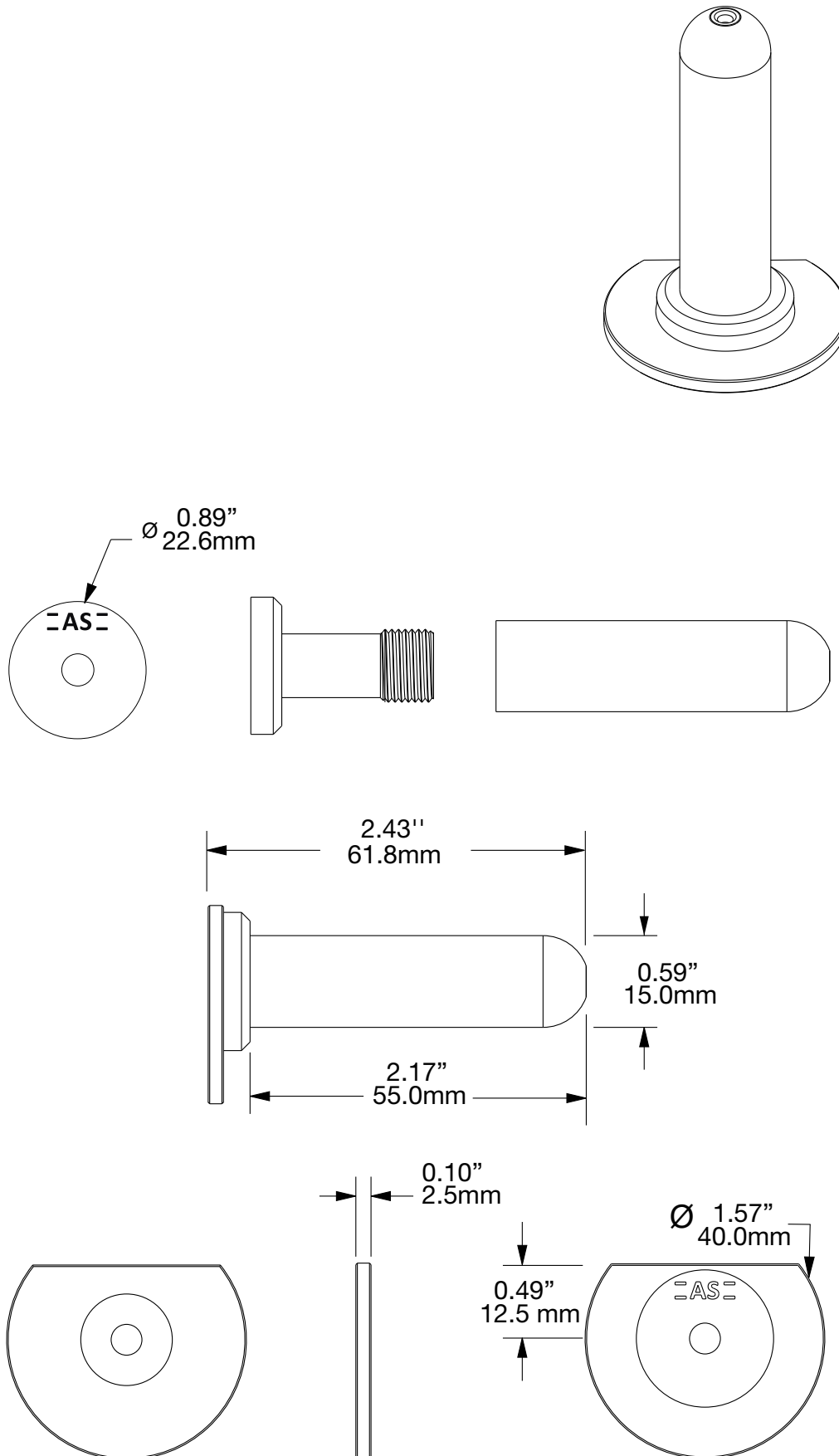
Anodized: Silver, Black (over machined aluminum)

INCLUDES

Long (lower) Pier, Mounting Plate Half Moon, and mounting hardware. (#6 x 2 in. wood screw, #6 x 1 1/4 in. sheet metal screw, TripleGrip™ anchor, Spring Toggle Bolt).

NOTE

The Fixed Pier, Long is rated for 150 lbs. when installed by fastening into structural wood with the appropriate fastener and the fastener is engaged 1" or more into lumber. However, the weight capacity of an individual pier/steel cable combination may be as low as 10 lbs., or less (static load), depending on the mounting hardware and installation technique. Actual capacity is dependent upon the installation. It is the responsibility of the installer to select the correct fastener for a particular installation.



ASHanging.com
866.935.6949