





Drop Ceiling Hanger, T-Bar U5360

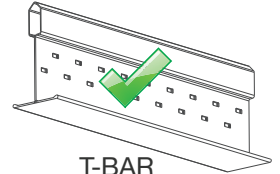


Warning

Specially made to use with T Bar. Not for use with the L-Molding.



L-MOLDING



T-BAR

1 Drop Ceiling Hanger, T-Bar Installation

- Align Drop Ceiling Hanger T Bar under the ceiling's T-Bar on a 45 degrees angle and move up against the T-Bar (A).
- Twist the Drop Ceiling Hanger so it aligns with the T-Bar (B).
- Twist gently until it's firmly in place and parallel to the T-Bar (C).
- Insert the P-End Cable into the Drop Ceiling Hanger (D).
- Insert chosen hook onto P-End cable.

