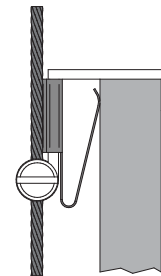



HOW TO HANG UNFRAMED ART

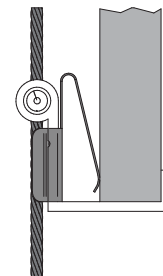
It is sometimes thought that unframed art cannot be used with hanging systems. That is not true. In most cases, flat art is very easily suspended from hanging systems. AS Hanging Display Systems has developed a robust series of hooks specially designed for flat/panelized art and all sorts of boards.

PANEL HOOKS


Suitable for panels of between 3/16" and 5/8" thick. There is no need for through-holes and cables are hidden behind the panel. This product line comes in five variations for design flexibility.



Top Side View

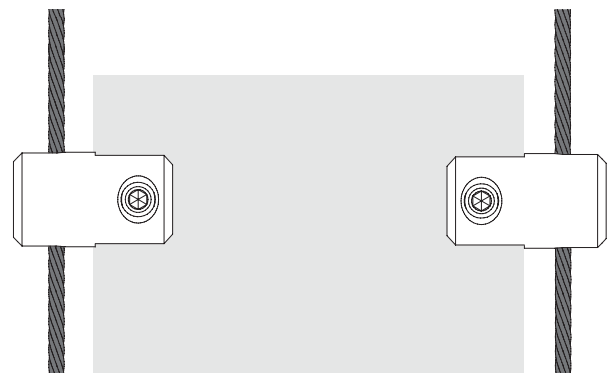


Bottom Side View

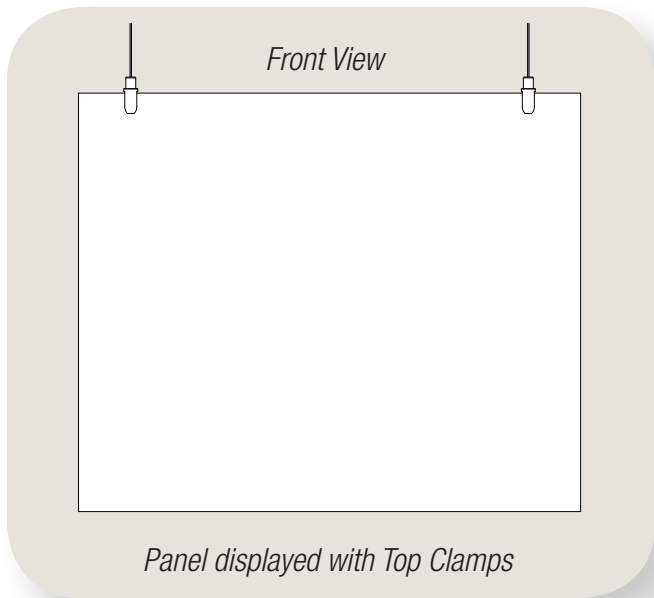


SIDE CLAMPS

Suitable for panels up to 3/8" thick, these fittings come in three sizes. Panels may be mounted with through holes or via surface clamps without holes. Visible cables compliment the overall engineered look of these finely machined parts. They come equipped with nylon tipped screws for delicate substrates.

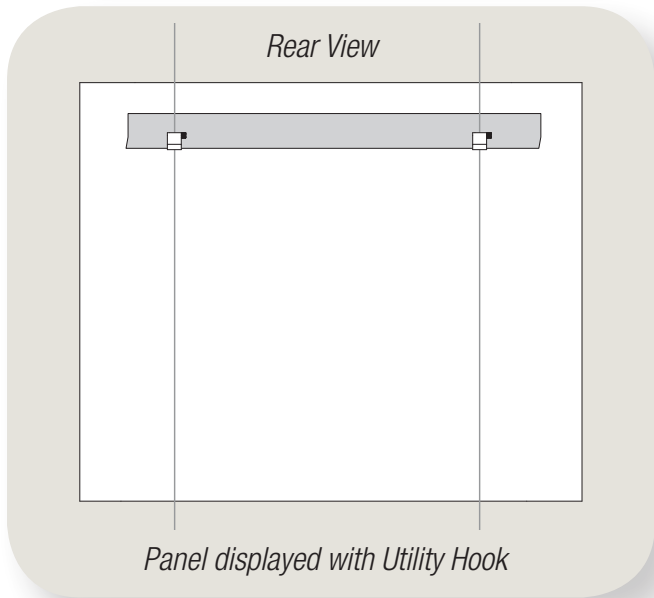
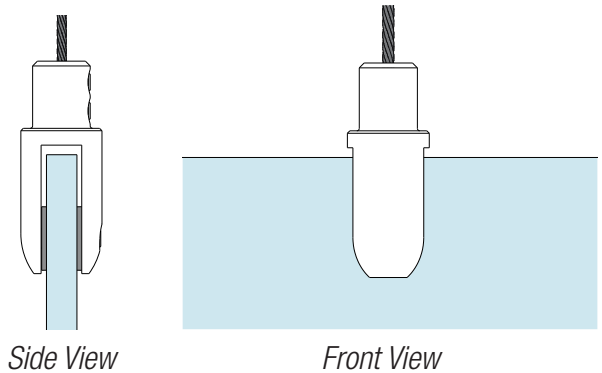


Rear View



TOP CLAMPS

These fittings come in three sizes and are optimized for glass panels with through holes up to 3/8" thick but will work with most any panel substrate via through-hole mounting up to 1/2" thick. Cables will terminate at the top of the displayed panel.



CLEATED PANELS

Panels prepared with a cleat on the rear side may be supported by use of the Utility Hook. Simply place the cleat over two hooks and adjust for height. The cables may terminate behind the panel or continue to a lower panel and/or be tensioned at a lower point (shown).

